

USAI® Lighting

the LittleOnes® Family

the LittleOnes® Zepto® 1"

the LittleOnes® Micro 1.25"

the LittleOnes® Micro Doubles 1.25" x 2



Aperture size
as little as a
gummy bear!

Hello, Tiny!

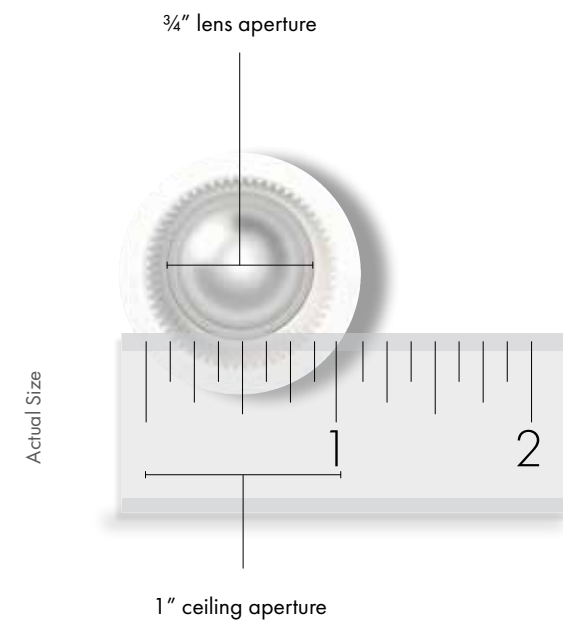


Meet the LittleOnes®

Who says TINY comes at the expense of performance?
USAI® Lighting is defying the standard on what is possible as we raise the bar in design and engineering with a one-inch recessed fixture family.

the LittleOnes® Zepto® 1"
the LittleOnes® Micro 1.25"
the LittleOnes® Micro Doubles 1.25" x 2

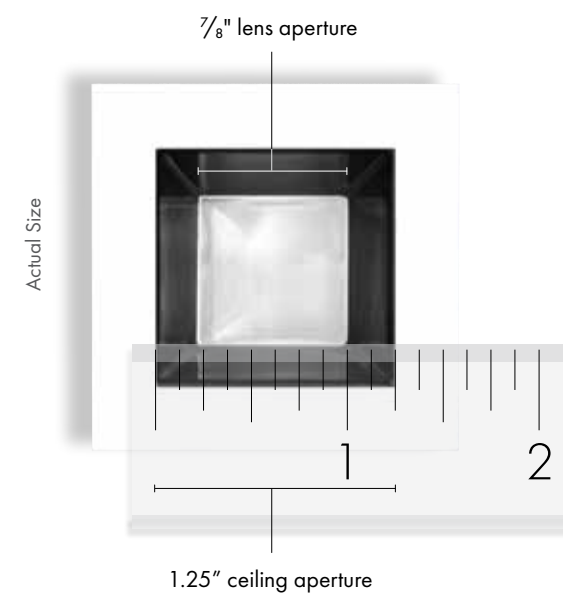
Minimal & Flexible



the LittleOnes® Zepto®

Don't be fooled by its 1" size and 3/4" aperture!
Like its metric system namesake, **the LittleOnes Zepto** is teeny tiny and POWERFUL. This guy packs a stealth punch with up to 1100 delivered lumens and literally off-the-charts glare control.

The result: Unparalleled performance with an ultra discreet trim aesthetic.



the LittleOnes® Micro

The LittleOnes Micro, sharing the BeveLED® family's iconic bevel trim aesthetic, is unique for its outstanding flexibility. With a full family offering, this 1.25" dynamo provides the ultimate versatility possible in an LED fixture this small. It's installable and serviceable from below, and its square or round shapes can work with most typical ceiling types, including retrofit applications. Layer with other BeveLED Family products to cover all of your project needs and retain a consistent room side appearance.

The Power of Tiny

Everything You Need to Light a Space

The best light sources reveal spaces, not themselves. USAI's the LittleOnes is ultra discreet with its 1" aperture and minimalistic design. Powerful to illuminate with brilliance, yet incredibly quiet.

the LittleOnes® Zepto® 1"

TIER 2 💰💰

THE POWER – Up to 1100 Delivered Lumens

LITTLE – 1" Aperture

SHAPE – Round

DISCREET BEAUTY – Minimal Appearance with Straight Side Profile Trim to Match the LittleTos

TRIM OPTIONS – Microflange, Trimless, Millwork

EASE – Always Serviceable from Below

HOUSING – New Construction, IC-rated, and Integral Driver Housing Options

WATTAGE – 7W, 9W, 11W, 15W

OUTSTANDING GLARE CONTROL – Can Achieve UGR Less than One.

BEAM SPREADS – 30° and 45° + Wall Wash

LENSES AND ACCESSORIES – Linear Spread Lens, Color Shifting (CTO) Filters, Hexcell Louver

 **Classic White®** 2700K | 3000K | 3500K | 4000K 80+ and 90+ CRI

INTEGRAL AND REMOTE DRIVER CHOICES –

Choose between High Output with

1 Fixture Per Driver or Standard Output with **2+** Multiple Fixtures Per Driver

FINISH OPTIONS



Matte
White



Matte
Black



Specular
Black

the LittleOnes® Micro 1.25"

TIER 1 💰

THE POWER – Up to 800 Delivered Lumens

LITTLE – 1.25" Aperture

SHAPE – Round and Square

BEVELED BEAUTY – Bevel Profile Trim to Match USAI's Iconic and Extensive BeveLED® Family

TRIM OPTIONS – Trimmed, Trimless, Millwork

EASE – Install from Below Options, Always Serviceable from Below

HOUSING – New Construction, IC-rated, CP Rated, and Retrofit Housing Options

WATTAGE – 7W & 9W

OUTSTANDING GLARE CONTROL – Can Achieve UGR Less than One.

BEAM SPREADS – 25°, 35° and 50° + Wall Wash

LENSES AND ACCESSORIES – Linear Spread Lens, Color Shifting (CTO) Filters, Hexcell Louver

 **Classic White®** 2700K | 3000K | 3500K | 4000K 80+ and 90+ CRI

 **Dim-to-Warm** + 3000K Dims Down to 2000K, 90+ CRI

REMOTE DRIVER CHOICES – Choose between High Output with

1 Fixture Per Driver or Standard Output with **2+** Multiple Fixtures Per Driver

FINISH OPTIONS




Matte
White




Matte
Black




Specular
Black




LBC Red List
Approved




IBEW Union
Made




Meets WELL
Building Standards




0.1% Dimming
Options




Dry, Damp,
Wet Locations




5 Year
Warranty




NRTL/CSA-US
Listed



Title 24/JA8
Qualified



IC Rated
Options



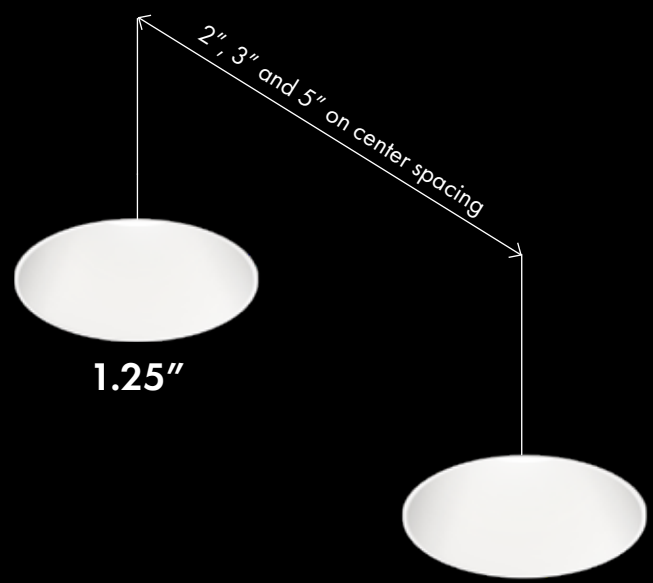
CP Rated
Options



the LittleOnes
Micro Doubles

Hello, Power Couple!

The LittleOnes® Micro Doubles are a collection of tiny, 1.25" aperture duos that together deliver up to 1600 lumens while offering the family's signature glare control technology within a minimal design.



the LittleOnes® Micro Doubles Combinations

Experience twice the performance with the **LittleOnes Micro Doubles** featuring Double Downlight, Double Adjustable, Double Wall Wash or even a combination of Downlight and Wall Wash. Available in trimmed and trimless, round and square, with black and white finishes, there's an option for nearly every design intent. Choose combination finishes of black bevels with white flanges for visually quiet ceiling integrations.

Looking for application tips? →



	Trimless White	Trimless Black	Trimmed White Bevel	Trimmed Black Bevel
Double Downlight Round				
Double Downlight Square				
Double Adjustable Round				
Double Adjustable Square				
Double Wallwash Round				
Double Wallwash Square				
One Downlight & One Wallwash Round				
One Downlight & One Wallwash Square				

NOTE: Spacing varies with trim styles.

the LittleOnes
Micro Doubles

Hospitality

Comfort Lighting

the LittleOnes® Micro Doubles Full Family

High Performance Features and Specifications

TIER 3   

THE POWER – Up to 1600 Delivered Lumens (800 lms per head)

LITTLE – 1.25" Aperture x 2

SHAPE – Round and Square

CONSISTENT AESTHETIC – Perfect Match to the LittleOnes Micro and Micro Multi-Cell

TRIM OPTIONS – Trimmed, Trimless

HOUSING – Integral and Remote Driver Housing Option for New Construction

WATTAGE – 14W-18W

BEAM SPREADS – 25°, 35° and 50° + Wall Wash

LENSES AND ACCESSORIES – Linear Spread Lens, Color Shifting (CTO) Filters, Hexcell Louver

 **Classic White®** 2700K, 3000K, 3500K, 4000K, 80+ and 90+ CRI

 **Dim-to-Warm +** 3000K Dims Down to 2000K, 90+ CRI

DRIVER CHOICES – Choose between efficiency with one remote driver per fixture and flexibility with one driver per head.

FINISH OPTIONS



Matte
White



Matte
Black



Specular
Black



LBC Red List
Approved



IBEW Union
Made



Meets WELL
Building Standards



0.1% Dimming
Options



Dry, Damp,
Wet Locations



5 Year
Warranty



C US
NRTL/CSA-US
Listed



the LittleOnes
Micro Adjustable

Dining

Ambient Lighting with Ambiance

the LittleOnes Micro
Project: Caviar Kaspia at The Mark
Architect: Spivak Architects
Lighting Designer: L'Observatoire International
Interior Designer: Jacques Grange
Photography: Caviar Kaspia at The Mark



the LittleOnes Micro
Downlight

Work

Light for High Ceilings

the LittleOnes Micro
Project: David Zwirner Office Headquarters
Architect: Selldorf Architects
Lighting Designer: Map Design Studio
Photograph: Colby Edwards

Wall Wash Uniformity with 1"

Wall Wash high-performance, once only available in larger fixtures, is now possible with the LittleOnes® 1" aperture. The LittleOnes® Micro and the LittleOnes® Zepto® produce an excellent wall wash distribution for evenly lit walls from floor to ceiling without scalloping, shadows, or backlight.


Perfect Wall Wash Lights Smoothly from Ceiling to Floor

Measurements taken using
an 18" on center spacing and
24" wall offset

	• 14	• 14	• 14	• 14	• 14	• 14	• 14	• 14	• 14
1ft	• 20	• 20	• 20	• 20	• 20	• 20	• 20	• 20	• 20
2ft	• 27	• 27	• 27	• 27	• 27	• 27	• 27	• 27	• 27
3ft	• 24	• 24	• 24	• 24	• 24	• 24	• 24	• 24	• 24
4ft	• 18	• 20	• 18	• 20	• 18	• 20	• 18	• 20	• 20
5ft	• 14	• 14	• 14	• 14	• 14	• 14	• 14	• 14	• 14
6ft	• 9	• 11	• 9	• 11	• 9	• 11	• 9	• 11	• 11
7ft	• 8	• 8	• 8	• 8	• 8	• 8	• 8	• 8	• 8
8ft	• 6	• 6	• 6	• 6	• 6	• 6	• 6	• 6	• 6
9ft	• 6	• 6	• 6	• 6	• 6	• 6	• 6	• 6	• 6

Seeing is Believing

Here's what specifiers can expect from this tiny but mighty family's wall wash performance.



1 EXCELLENT LIGHT UNIFORMITY

Beautiful, smooth light illuminates the entire wall from ceiling to floor without shadows.

2 PRECISE BEAM CONTROL

Engineered to concentrate, spread and direct light in all the right places.

3 ULTRA LOW GLARE

Perfectly comfortable from every angle with no backlight.

4 BEST IN CLASS BEAM QUALITY

Wall Wash optical system in a tiny pack.

USAI's patented 5-part optical system delivers even light all the way to the ceiling line.

Living

Intentional Integration

the LittleOnes
Micro

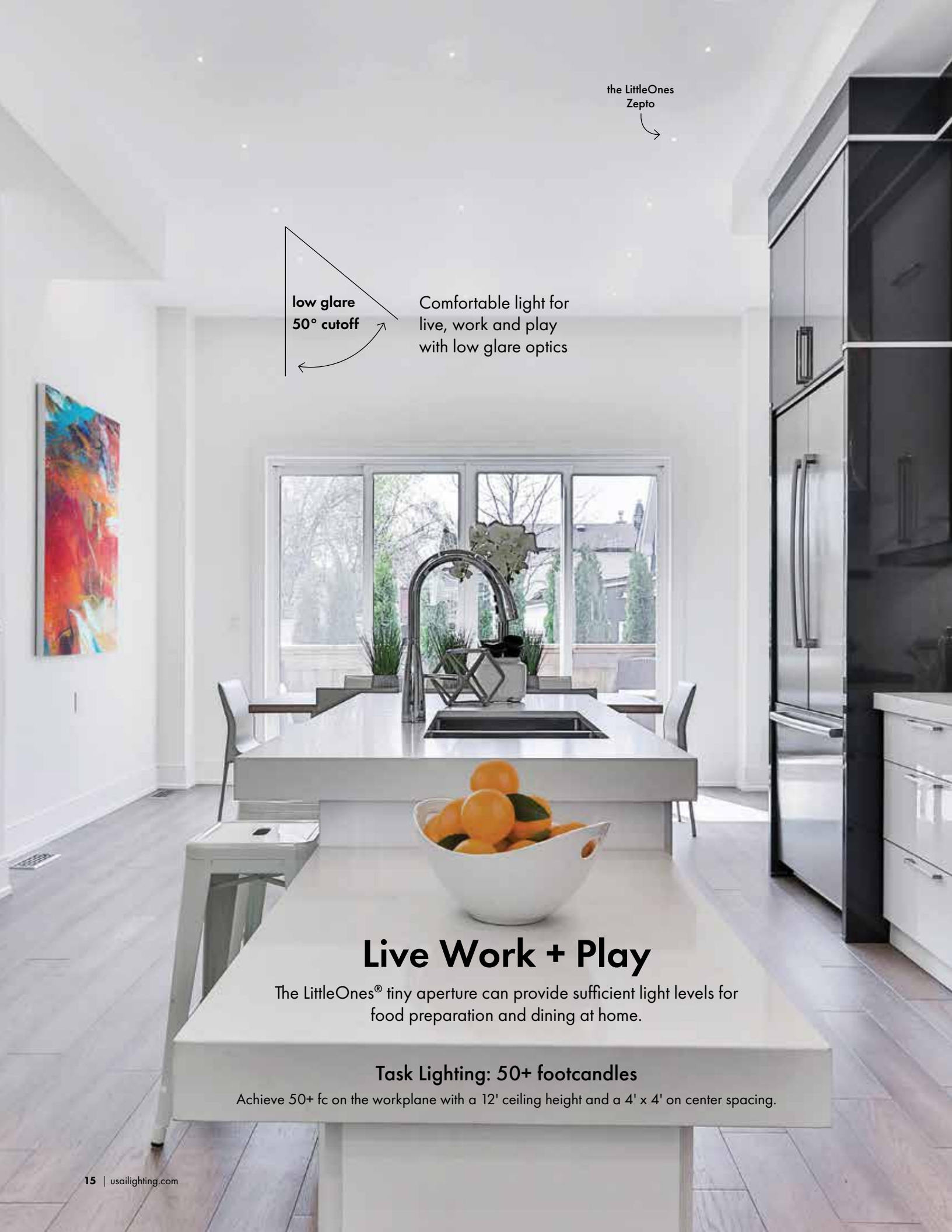
the LittleOnes Micro
Project: Lakeside Montana Residence
Lighting Designer: CED - Kalispell
Interior Designer: Camp Martini
Photograph: Gibeon Photography

Reception

Ambient Lighting

the LittleOnes Zepto
Downlight

the LittleOnes Zepto
Project: Levenfeld Pearlstein
Architect: Nelson Architects
Photograph: Brandon Stengel/Farm Kid Studios



the LittleOnes
Zepto

low glare
50° cutoff

Comfortable light for
live, work and play
with low glare optics

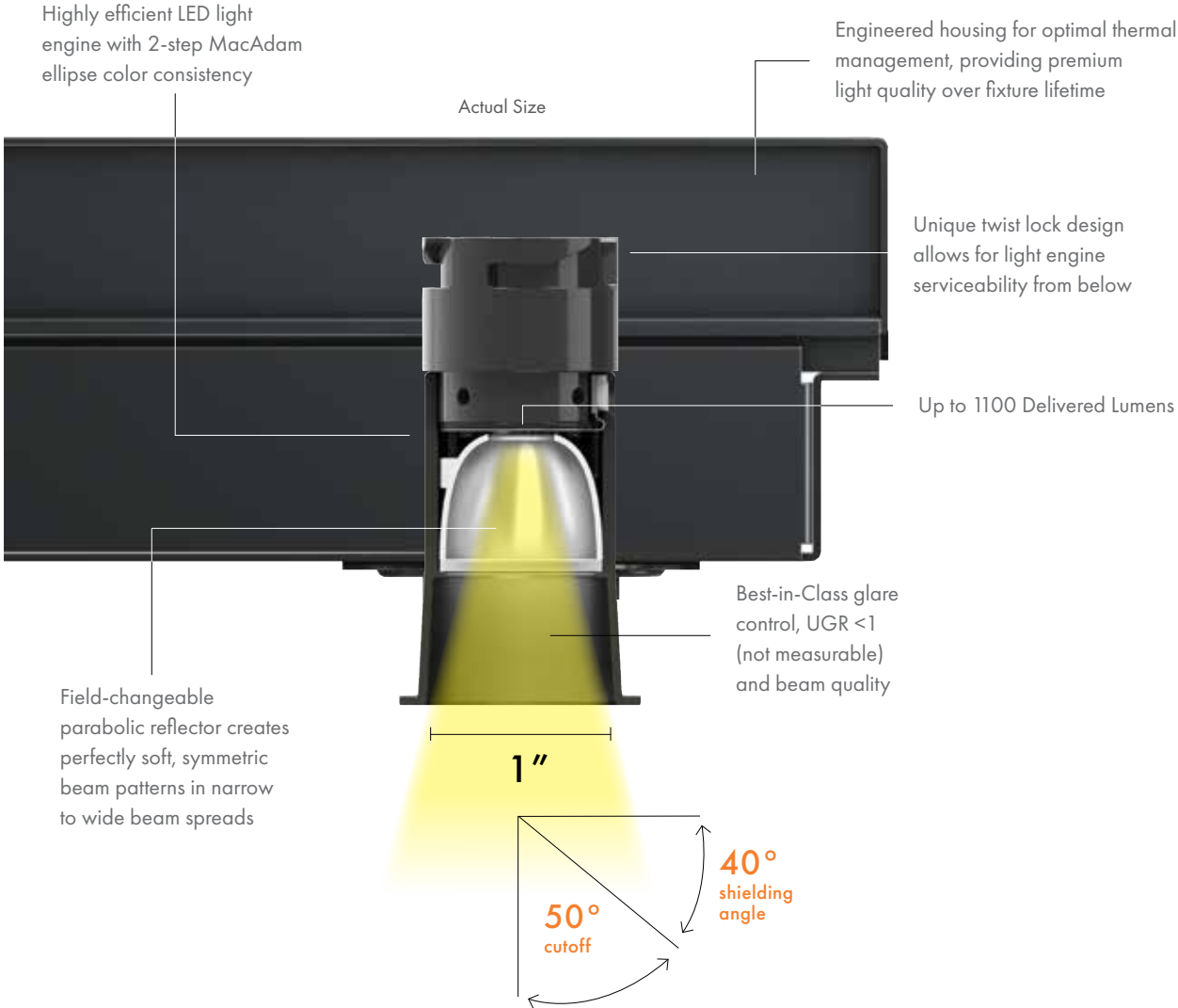
Live Work + Play

The LittleOnes® tiny aperture can provide sufficient light levels for food preparation and dining at home.

Task Lighting: 50+ footcandles

Achieve 50+ fc on the workplane with a 12' ceiling height and a 4' x 4' on center spacing.

the LittleOnes® Zepto® Optics



Power and Comfort Together with Zepto®

the LittleOnes Zepto delivers an incredible punch from a miniscule aperture to illuminate any type of space, all while keeping ceilings quiet and comfort maximized with such amazing glare control that its glare level is not even measurable! Delivering up to 1100 lumens, this LittleOne easily provides the light you need for the most demanding of tasks and applications.

Quiet, Tiny & Powerful

The LittleOnes Micro makes it possible to light ceilings with smaller and more efficient light fixtures.

the LittleOnes
Micro

Experience General Illumination from a 1" Aperture

Imagine the unexpected. Use the LittleOnes® for ambient light on applications. Here's what specifiers can expect from the LittleOnes downlights.

1

DISCREET APERTURE SIZE

Virtually disappears into the ceiling plane with its minimalistic aesthetic.

2

HIGH PERFORMANCE LIGHTING

Usable amounts of light to effectively illuminate multiple types of applications.

3

ULTRA LOW GLARE

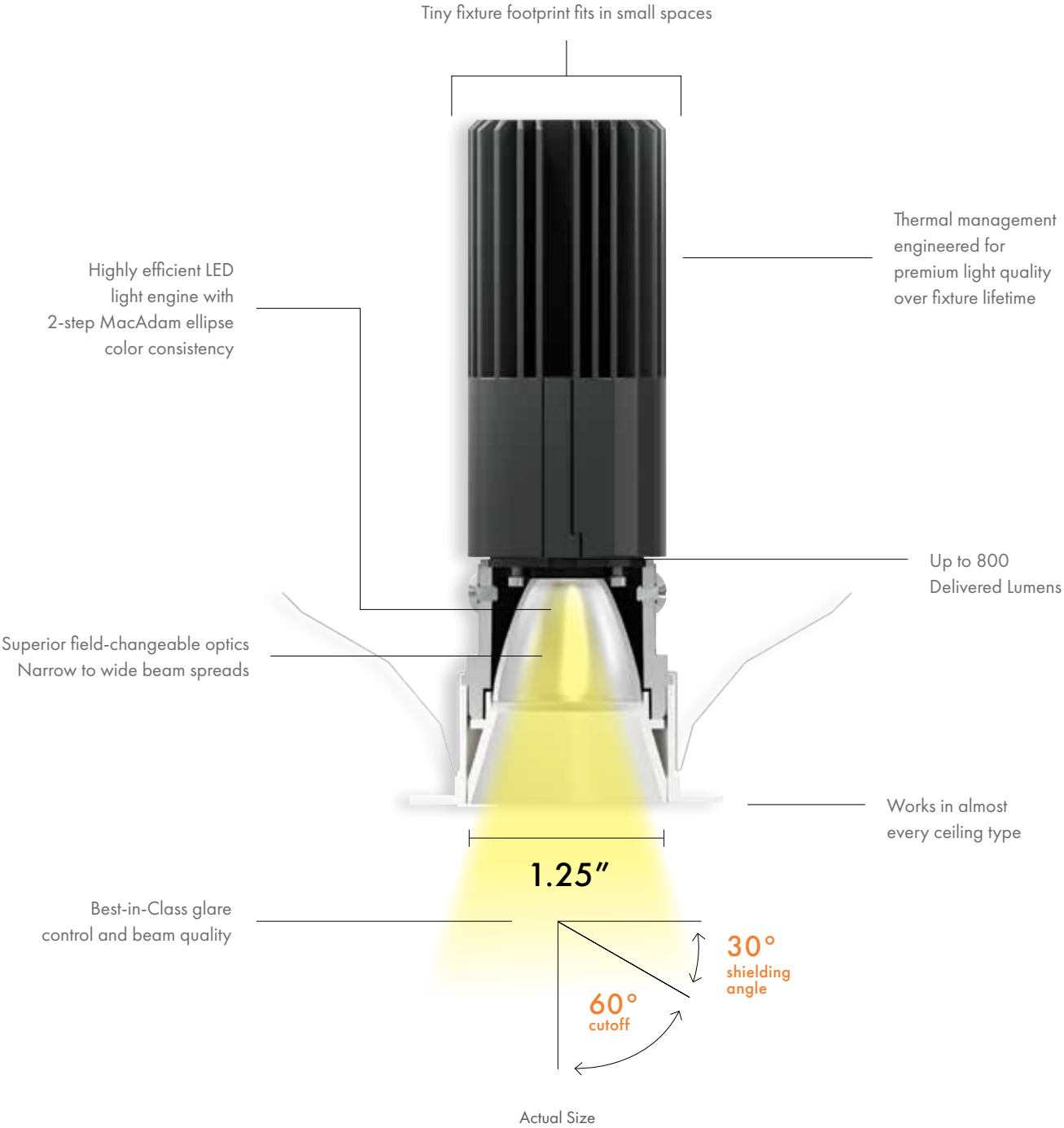
Black baffle trim options for the best glare control performance.

4

INTERCHANGEABLE OPTICS

Easily swap out optical components for field flexibility.

the LittleOnes® Micro Optics



Designing for the Details with Micro

Application efficiency and light where you want it - delivered in full. These tiny points of light deliver up to 800 lumens for the perfect, comfortable illumination in any project. Hex louver trims are also available to compliment the already comfortable, precision designed, low glare optics.

the LittleOnes® Zepto®

Service from Below

Zepto’s proprietary, patented design makes the impossible possible – allowing LittleOnes Zepto to illuminate with 15W of sheer power AND serviceable from below through a 1" aperture. The LittleOnes Zepto LED light engine and optics can be accessed and swapped out from below the ceiling plane in 3 easy steps, without any mess or disruption to the ceiling.



1 PULL
Pull down on LittleOnes Zepto trim using your thumb to remove trim

2 TWIST
Insert servicing tool to key into optics and light engine, twist counter-clockwise, then pull to remove from housing

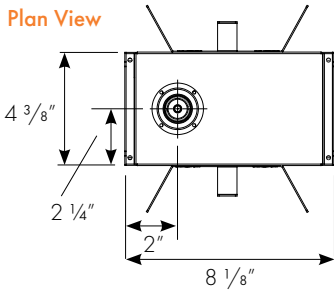
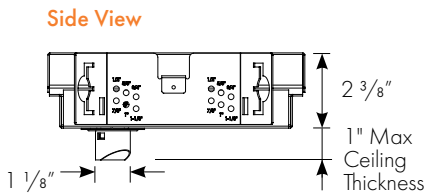
3 SWAP
Disconnect power, and quick connection wiring. Replace light engine and optic

Service from Below.



New Construction Housing (NC)*

*For use with remote power supply only



New Construction Rough-In

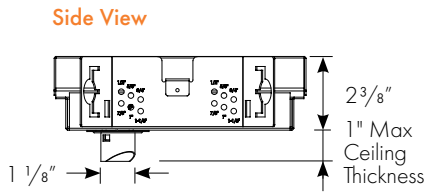
A rough-in housing option is required for all Zepto installations.

Service from Above.



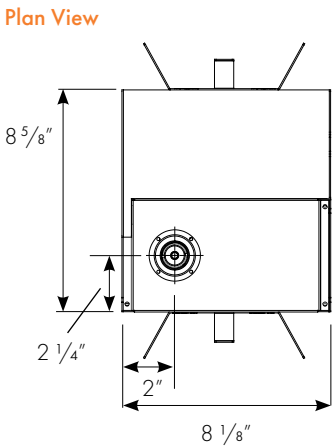
New Construction Sidecar Housing with Integral Driver (NCSC)**

**Above ceiling access required for all integral driver housing installations



Integral Driver Housing

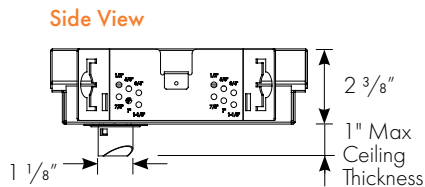
The LittleOnes Zepto 1" is available with a new construction sidecar housing that includes the dimming driver for convenience in accessible ceilings.



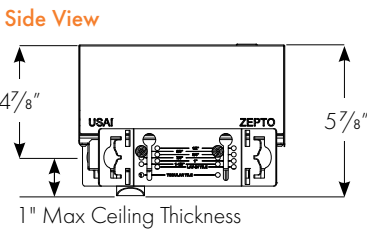
Service from Below.



For **1** 9W and **2+** 7W LED options



For **1** 15W and **2+** 11W LED options



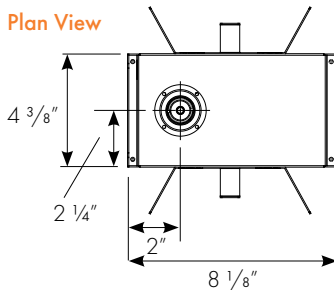
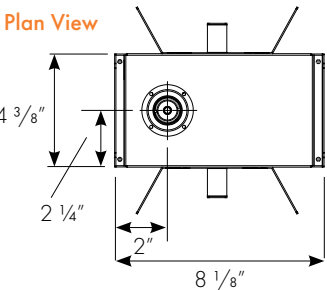
Insulation Contact (IC)*

*For use with remote power supply only

Insulation Contact

An IC-Rated housing allows placement of the LittleOnes Zepto 1" in direct contact with insulation.

Title 24 JA8 Compliant versions available



the LittleOnes[®] Micro Install & Service from Below

During renovations and projects with existing ceilings, simplicity is key. Why remove an entire ceiling when you don't have to? With the LittleOnes Micro 1.25" flanged fixtures, installation from below is simple. A tiny, beautiful, and serviceable light fixture is only three steps away.



- 1

CUT

Cut ceiling opening in drywall, wood, metal, or robust acoustical material with commonly available drillbit (for round) or saw (for square)
- 2

CONNECT

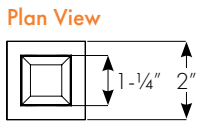
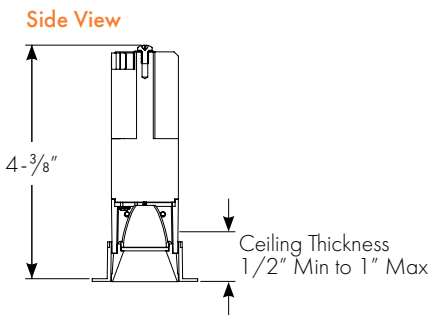
Connect trim to remote driver with a simple quick connector

- 3

INSERT

Squeeze spring clips together, and push LittleOnes Micro flanged trim into ceiling opening until the flange meets the surface

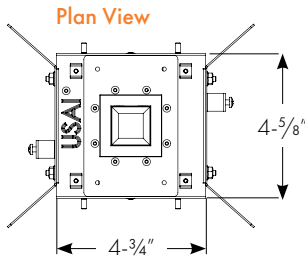
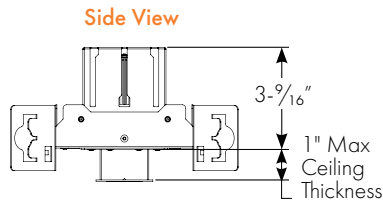
Install and Service from Below.



Retrofit (RT) (Flanged Only)*

Retrofit (Flanged Only)
the LittleOnes Micro 1.25" can be installed in existing ceilings for retrofit applications. Simply cut a hole in existing drywall or wood ceilings to install the flanged trim.

Install from Above. Service from Below.

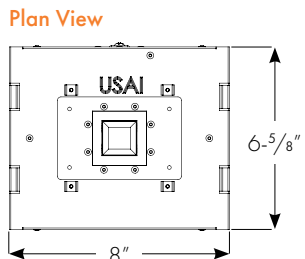
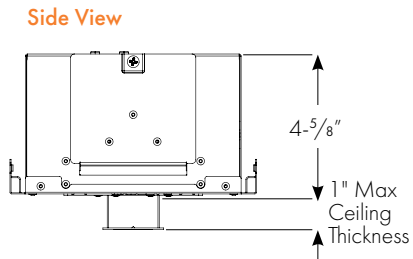



New Construction (NC)* Rough-In


(required for Trimless, Millwork, and ACT ceiling installations)

New Construction Rough-In
A rough-in housing option is available for all new construction projects and a variety of ceiling types, including acoustical ceilings

Install from Above. Service from Below.



Insulation Contact (IC)* Chicago Plenum (CP)*


 Title 24 JA8 Compliant versions available

*Remote power supplies required for all LittleOnes Micro fixtures

Insulation Contact
An IC-Rated housing allows placement of the LittleOnes Micro 1.25" in direct contact with insulation, whether a flanged, trimless, or millwork aesthetic is desired.

Chicago Plenum
Our CP-rated rough-in housing satisfies Chicago's plenum requirements.

Installation Made Easy with Remote Drivers



Optional USAI Enclosures



6 Driver Prewired Enclosure
Can power up to 24 LittleOnes fixtures



12 Driver Prewired Enclosure
Can power up to 48 LittleOnes fixtures

2 Ways to Work Remote

Multiple Dimming Choices. Multiple Dimming Choices. USAI's LittleOnes® are compatible with all common lighting controls; choose from 0-10V, Phase, EcoSystem, Lutron Athena, DMX, or DALI dimming.

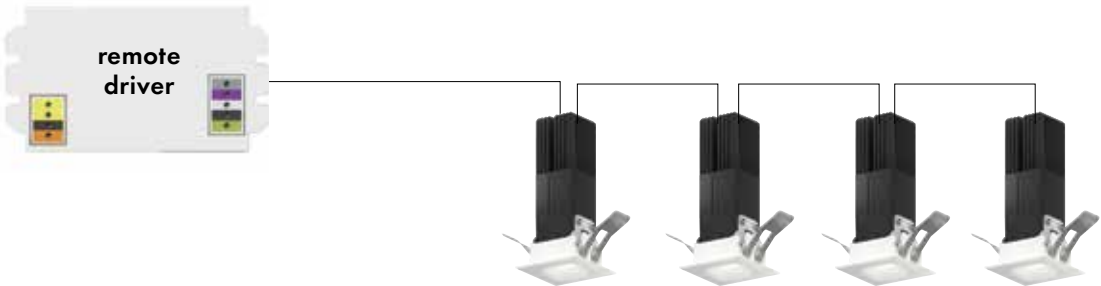
High Output with 1 Fixture Per Driver

Dedicating one fixture per driver provides optimal performance and best possible delivered light output.



Standard Output with 2+ Multiple Fixtures Per Driver

Connect up to four light fixtures at a time to one dimming driver for efficient power distribution and cost savings.



* Max Distance 50-100 feet

USAI® Provides Remote Driver Applications Assistance

USAI offers application assistance for the configuration of remote drivers and remote driver enclosures. Contact your local USAI representative for additional driver layouts and different power requirements, or for custom configurations. Three easy steps to start.

1 PROJECT INFORMATION
Provide a fixture specification and a load schedule

2 USAI ASSISTANCE
USAI calculates driver quantities and optimizes enclosures needed

3 ORDER PLACEMENT
Place an order matching the USAI remote driver submittal for trouble-free coordination



SCAN to Learn More

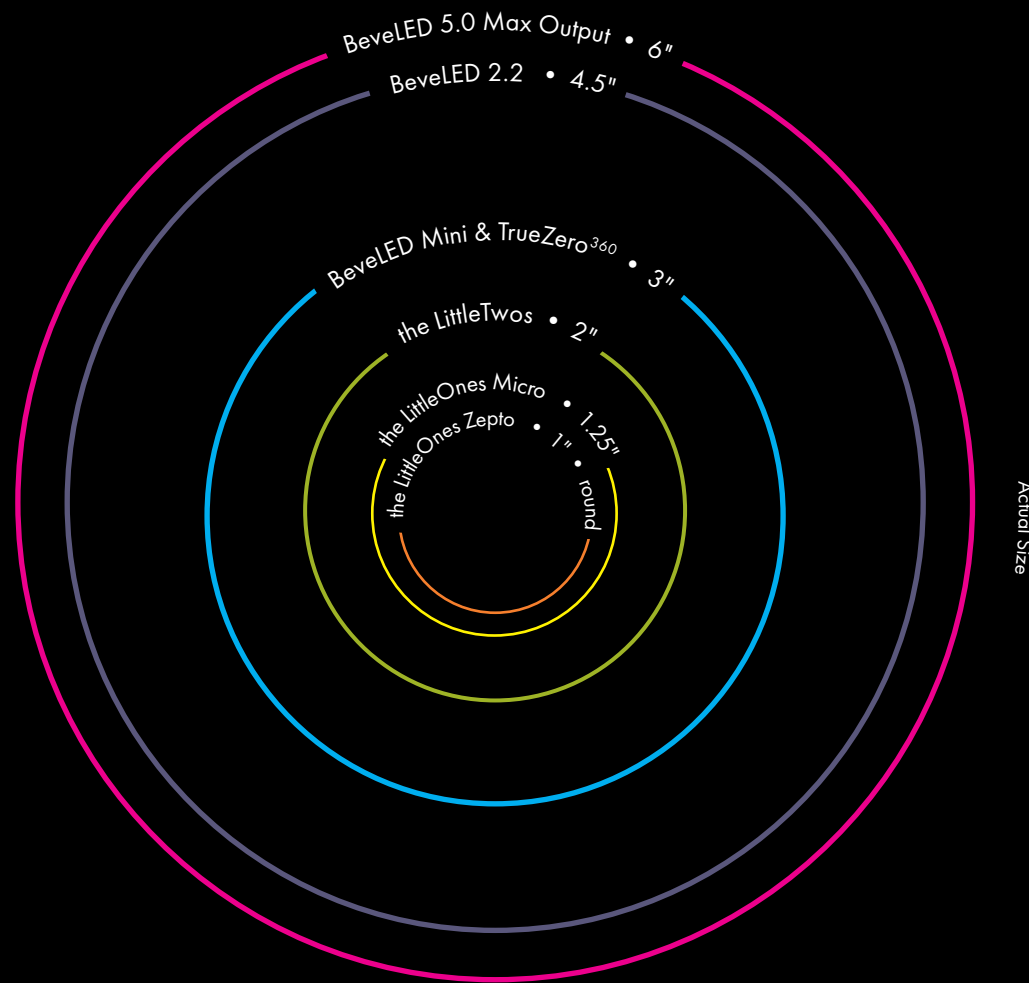


Luxury
Lighting Chandeliers for Layered Luxury



the LittleOnes Micro
Project: Raffles Hotel
Architect: The Architectural Team
Lighting Designer: Ventresca Design
Interior Designer: Stonehill Taylor
Photograph: Ed Wonek

A Size for Every Space



All come in Square and Round except:

TrueZero360® - Square Only
the LittleOnes® Zepto® - Round only

Combine the LittleOnes® with other USAI Product Families

Meet your downlighting design goals by layering the LittleOnes Micro with the extensive and iconic BeveLED® families. USAI offers Tiered Solutions, allowing specifiers to mix and match using USAI Lighting's **Tier 3** with maximum performance, color technologies, flexibility, and features; **Tier 2** with high-performance, feature-rich options and competitive pricing; and **Tier 1** Primary NXT with budget-sensitive products. All are available with the same trim aesthetic for consistent room-side appearance while remaining on budget.



SCAN to View USAI's
Product Tiers Guide

the LittleOnes® Micro
BeveLED® 2.2 Complete
BeveLED BLOCK®
Project: District Dogs National Landing
Architect: GTM Architecture
Photograph: Copyright Dan Cunningham



All in the small Family

USAI Lighting believes in the power of innovating for small whether it's housings, recessed downlights or surface mounts and pendants. Mix and match to suit your design needs.




TIP: Use the LittleOnes and the LittleTwos TWOgether. They both offer multiple fixtures per remote driver.


SHALLOW HOUSINGS



SMALL RECESSED DOWNLIGHTS



SMALL SURFACE MOUNTED + PENDANTS



Which LittleOnes is right for your space?

Lighting That Checks Every Box

	LittleOnes® Zepto®	LittleOnes® Micro	LittleOnes® Micro Doubles
TRIM			
Ceiling Aperture	1"	1.25"	1.25" x 2
Optical Aperture	0.75"	.787"	.787" x 2
Round	✔	✔	✔
Square		✔	✔
Trimmed	✔ Microflange	✔	✔
Trimless	✔	✔	✔
Millwork	✔	✔	
HOUSINGS			
Rough in Housing	✔ Required	✔	✔ Required
For Shallow Plenum	✔	✔	
IC Housing	✔	✔	
CP Housing		✔	
Wet Location*	✔	✔	✔
PHOTOMETRICS			
Source Lumens**	800 - 1475lm	800 - 1000lm	1600 - 2000 lm
Delivered Lumens**	275 - 1100lm	375 - 800lm	750 - 1600 lm
Wattage	7W, 9W, 11W, 15W	7W, 9W	14W, 18W
Downlight	30°, 45°	25°, 35°, 50°	25°, 35°, 50°
Adjustable		25°, 35°, 50°	25°, 35°, 50°
Wall Wash	✔	✔	✔
Cutoff Angle (Downlight)	50°	60°	60°
INSTALLATION			
Serviceable from Below	✔	✔	✔
Install from Below		✔ Trimmed only	
Remote Drivers	✔	✔	✔
Integral Driver Option	✔		✔
USAI Enclosures for Remote Drivers	✔	✔	✔

* The LittleOnes Micro adjustable fixtures are only dry/damp rated.
** Max Lumens at 3000K, 80+ CRI

FAQs

Q: Do the LittleOnes always require remote drivers? Where is the ideal location for remote drivers and how far away can I position them?

A: Due to the LittleOnes' miniscule size and tiny 1" apertures, it is not possible to access dimming drivers for service from below the ceiling. All of the LittleOnes are available with remote drivers which can easily be accessed in service panels or electrical closets, and they can be located up to 100 ft away depending on wire gauge used. We do have one housing option with Zepto that can house an integral driver, but this fixture would require above ceiling access to remove that driver from the housing for service.

Q: Which controls systems are compatible with the LittleOnes?

A: As with all USAI Lighting products, the LittleOnes are compatible with every major architectural controls system you could choose to use, including 0 - 10V low voltage dimming, line voltage phase dimming, and digital dimming protocols such as DMX, DALI, Lutron Athena and Lutron EcoSystem.

Q: How well will the LittleOnes light my walls? How close do they need to be?

A: Despite their tiny size, the LittleOnes are outstanding in wall wash applications, providing perfect uniformity from floor to ceiling. For best results, we recommend placing them 24" from the wall and no more than 18" apart from each other.

Q: Can I place the LittleOnes in wet locations such as showers and outdoor covered spaces?

A: The LittleOnes Zepto and Micro downlight and wall wash fixtures are UL dry/damp/wet location rated. The LittleOnes Micro adjustable fixtures are only dry/damp rated.

Q: Can I service the LittleOnes LED and optics from below?

A: Yes! If a change is desired in LED color or optics and beam spread, you may need to access internal components. USAI's engineering has made this access easy and painless.

Q: How far apart can I space the LittleOnes and still light evenly?

A: Even though they're only 1" in size, we have found that the LittleOnes can be placed up to 4', 5', and 6' apart while still delivering useful light and great uniformity. If you're not sure, you can always contact USAI for help with applications calculations for your project.

Q: What is the maximum ceiling height recommended for the LittleOnes?

A: The answer to this question depends on how much light you need, and how closely you are placing the LittleOnes to each other. We have found that the LittleOnes can provide beautiful illumination in 8', 10', and 12' ceilings. When ceiling heights get to 14' and higher, consider using other USAI products with larger apertures and more light output; we offer a full family of companion products for the LittleOnes with similar trim aesthetics - so they look great together.

Q: How do I use the LittleOnes as emergency fixtures?

A: The LittleOnes can be specified with a remote emergency power module. Simply use the One Fixture per Driver ordering tables to specify the LittleOnes light fixture of your choice, and then specify a remote dimming driver with the EM option. All remote dimming drivers with the EM option require a remote enclosure. Two or more fixture per driver options can be used as emergency fixtures with the use of inverters. See spec sheets for details.

Q: When should I use the install from below option vs install from above?

A: The LittleOnes family is designed to be as flexible as possible for all installation types. The install from below option of the LittleOnes Micro downlight can be utilized when installing in a drywall ceiling that is already in place. If installing in ACT, Millwork, or for a spackle-in trimless aesthetic the LittleOnes offer install from above options.


Q: In what ceiling types do the LittleOnes work?

A: The LittleOnes family works in almost every type of ceiling imaginable, including but not limited to: drywall, plaster, wood, tile, acoustical tiles, metal panels, and more. The LittleOnes also offers IC-rated and CP-rated housing options to meet specific construction requirements.

Q: How do I mix and match the LittleOnes Micro Doubles with other LittleOnes in my project?

A: The LittleOnes Micro Doubles can be specified as a double downlight, a double wall wash, a double adjustable, or a combination fixture of one downlight + one wall wash. This versatility enables multi-functional solutions in tight spaces, such as at the end of a corridor where both a downlight component is needed to light the floor and a wall wash component is needed to light the end of the hall. Double adjustable fixtures are ideal for achieving consistent, uniform fixture-head to fixture-head on center spacing with flexible aiming and adjustment features for highlighting artwork and objects of interest. See spec sheets and app guide online for more examples of all the great ways to use this product!





the LittleOnes Micro
Project: The SpringHill Company
Architect: Spectrogroup
Lighting Designer: Lighting Workshop
Photograph: Garrett Rowland

the LittleOnes®

Everything You Need in a 1" Aperture



the LittleOnes
Micro Downlight

the LittleOnes Micro

Project: David Zwirner Office Headquarters

Architect: Selldorf Architects

Lighting Designer: Map Design Studio

Photograph: Colby Edwards

USAI®
Lighting

CALL, EMAIL, OR VISIT [USAILIGHTING.COM](https://usailighting.com) TO LEARN MORE

USAI LIGHTING COLLABORATORY

13 CROSBY STREET
NEW YORK, NY 10013
(845) 234-4090
SHOWROOM@USAILIGHTING.COM

USAI LIGHTING HEADQUARTERS

1126 RIVER ROAD
NEW WINDSOR, NY 12553
(845) 565-8500
INFO@USAILIGHTING.COM

© 2025 USAI Lighting.

All rights reserved. the LittleTwos are trademarked. TrueZero360, Pancake, USAI, BabyLED, BeveLED, BeveLED Mini, the LittleOnes, Zepto, SliverLED, NanoLED and Classic White are registered trademarks of USAI, LLC. All designs are protected by Copyright. Patent No. 12,031,702 and US D1,045,201. Patents pending. CA-103D - Digital