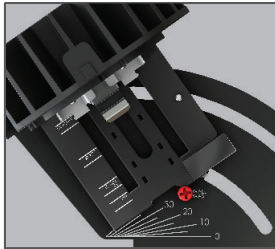


A modern interior space featuring four bright orange armchairs arranged around a low, dark coffee table. The room has a high ceiling with a large, illuminated rectangular skylight and several recessed square lights. The walls are a neutral gray, and a large abstract painting with bold black, white, and red strokes is mounted on the right wall. The floor is made of light-colored, polished stone tiles. A vase of white flowers sits on the coffee table.

BeveLED<sup>®</sup> 2.2  
Complete

**USAI<sup>®</sup>**  
Lighting

# Features At A Glance




Downlight, Adjustable and Wall Wash. All-In-One.



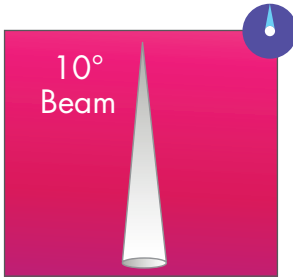
Adjustable Accessory Holder



Tool-Less Light Engine Replacement




Interchangeable Reflector System: 10°– 90°




Point Perfect  
10° Beam Option



4.5" Aperture  
Round and Square



Shallow Fit  
Flat Housings Less Than 4" Tall



Trimless Millwork Option for  
Round and Square Trims

## USAI's LED Color Choices

### Classic White®

Our proprietary LED light engines achieve a 2-step MacAdam ellipse along the black body locus, resulting in reliable and uniform color from fixture to fixture. You'll see the results in consistently beautiful light throughout your space, whichever USAI LED product you specify.



Photo: Jesse Goff Photography

### Warm Glow® Dimming

Utilizing our patented proprietary algorithm and circuitry, Warm Glow Dimming precisely mimics the black body curve of a standard 100W A19 lamp by gradually transitioning from 2700K, 3000K or 3500K down to 2200K. The result is virtually indistinguishable from an incandescent light source.



Photo: Neil Alexander

### Color Select®

Color Select represents the next innovation in color control for advanced LED recessed lighting. Adjust color temperature from 6000K down to 2200K while independently adjusting intensity to achieve ultimate control over the quality of light in a space with a single fixture type.




Photo: @Jeremy Frechette

### Infinite Color+®

Enjoy complete freedom to design and define your own perfect architectural white light source, and then augment with the colors of your choice for a tailored look. Take advantage of full color plus white light flexibility with our RGBW products and DMX512 controls.


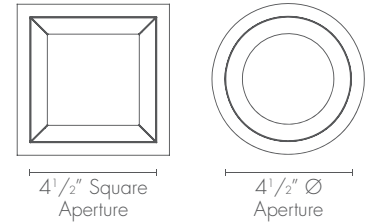


Photo: Miami in Focus













# The Best Just Got Better











Introducing BeveLED 2.2, the newest generation of BeveLED LED downlights with 4.5" apertures. Product enhancements include Field Flexibility between trimmed, trimless and millwork for easy conversions in the field, comprehensive wet location ratings for bathrooms and showers, clear overspray protectors for installation convenience and premium 1% dimming – all provided standard. With our full family platform and iconic BeveLED look, BeveLED 2.2 provides everything you have come to expect, from USAI and more.













## Downlight

| Trimmed   |   | Trimless  |   | Millwork  |   |
|---|---|---|---|---|---|
|  |  |  |  |  |  |
| B4SDF   | B4RDF   | B4SDL   | B4RDL   | B4SDM   | B4RDM   |
| LED Color Choices   |   | Wattage   | Source Lumens   | Delivered Lumens  |   |
|  | Classic White™  | 9W - 36W  | 1150 - 4150   | 775 - 3450  |   |
|  | Warm Glow® Dimming  | 16W - 32W   | 1275 - 2150   | 1100 - 1900   |   |
|  | Color Select®   | 16W - 32W   | 1250 - 2075   | 950 - 1700  |   |
|  | Infinite Color+®  | 32W   | 2100  | 1750 - 1825   |   |










## Downlight - Deep Regress

| Trimmed   |  | Trimless  |   | Millwork  |   |
|---|--|---|---|---|---|
|  |  |  |  |  |  |
| B4SCF   | B4RCL  | B4RCF   | B4SCM   | B4SCL   | B4RCM   |
| LED Color Choices   |  | Wattage   | Source Lumens   | Delivered Lumens  |   |
|  | Classic White™   | 9W - 36W  | 1150 - 4150   | 625 - 2950  |   |
|  | Warm Glow® Dimming   | 16W - 32W   | 1275 - 2150   | 900 - 1600  |   |
|  | Color Select®  | 16W - 32W   | 1250 - 2075   | 850 - 1575  |   |
|  | Infinite Color+®   | 32W   | 2100  | 1400 - 1450   |   |

## Adjustable

| Trimmed   |   | Trimless  |   | Millwork  |   |
|---|---|---|---|---|---|
|  |  |  |  |  |  |
| B4SAF   | B4RAF   | B4SAL   | B4RAL   | B4SAM   | B4RAM   |
| LED Color Choices   |   | Wattage   | Source Lumens   | Delivered Lumens  |   |
|  | Classic White™  | 9W - 36W  | 1150 - 4150   | 850 - 3000  |   |
|  | Warm Glow® Dimming  | 16W - 32W   | 1275 - 2150   | 875 - 1500  |   |
|  | Color Select®   | 16W - 32W   | 1250 - 2075   | 800 - 1350  |   |
|  | Infinite Color+®  | 32W   | 2100  | 1550  |   |

## Wall Wash

| Trimmed   |  | Trimless  |   | Millwork  |   |
|---|--|---|---|---|---|
|  |  |  |  |  |  |
| B4SWF   | B4RWF  | B4SWL   | B4RWL   | B4SWM   | B4RWM   |
| LED Color Choices   |  | Wattage   | Source Lumens   | Delivered Lumens  |   |
|  | Classic White™   | 9W - 36W  | 1150 - 4150   | 450 - 2975  |   |
|  | Warm Glow® Dimming   | 16W - 32W   | 1275 - 2150   | 550 - 1100  |   |
|  | Color Select®  | 16W - 32W   | 1250 - 2075   | 675 - 1175  |   |
|  | Infinite Color+®   | 32W   | 2100  | 1350 - 1600   |   |



Project: UBS - Financial Services  
Architect: Verderame | Cale Architecture  
Engineer: Clifford Dias Consulting Engineers  
Photograph: Door to Floor Photography



Project: EMC Insurance Companies  
Architect: BBS Architects | Engineers  
Photograph: Cameron Campbell Integrated Studio



Project: 575 5th Avenue  
 Lighting Design: Available Light  
 Architect: HOK  
 Interior Design: ESI Design  
 Photograph: Brett Beyer

## BeveLED® 2.2 Complete

4.5"  
 Aperture

Meet USAI's popular and ever-expanding platform of recessed LED lighting products. Featuring field flexibility with trim-to-trimless conversions, companion products compatible with Armstrong's ceiling systems in Trimless Acoustical Lighting and TechZone, Incline for Sloped Ceilings from 15° to 45°, JA8 Title 24 Compliant options for California projects, Shallow Chicago Plenum housings, Flat Adjustable housings, a new Glow Glass trim, and more dimming options than ever before, we have solutions for every project challenge with the BeveLED 2.2 platform. See USAI Lighting website for details.

Front cover photo:  
 Project: Vornado Realty Trust  
 Architects: TPG Architecture  
 Photograph: Oliver Romero

USAI, BeveLED, Classic White, Warm Glow Dimming,  
 Color Select and Infinite Color+ are registered trademarks of USAI, LLC.

**USAI**®  
 Lighting

CALL, EMAIL, OR VISIT [USAILIGHTING.COM](http://USAILIGHTING.COM) TO LEARN MORE ABOUT BEVELED 2.2.

**USAI LIGHTING COLLABORATORY**  
 13 CROSBY STREET  
 NEW YORK, NY 10013  
 (845) 234-4090  
[SHOWROOM@USAILIGHTING.COM](mailto:SHOWROOM@USAILIGHTING.COM)

**USAI LIGHTING HEADQUARTERS**  
 1126 RIVER ROAD  
 NEW WINDSOR, NY 12553  
 (845) 565-8500  
[INFO@USAILIGHTING.COM](mailto:INFO@USAILIGHTING.COM)

© 2020. USAI, LLC. All rights reserved.  
 All designs protected by copyright.  
 Covered by US Patents: 8456109, 8581520,  
 8742695 and 7832889. Patents pending.  
 CA-066B