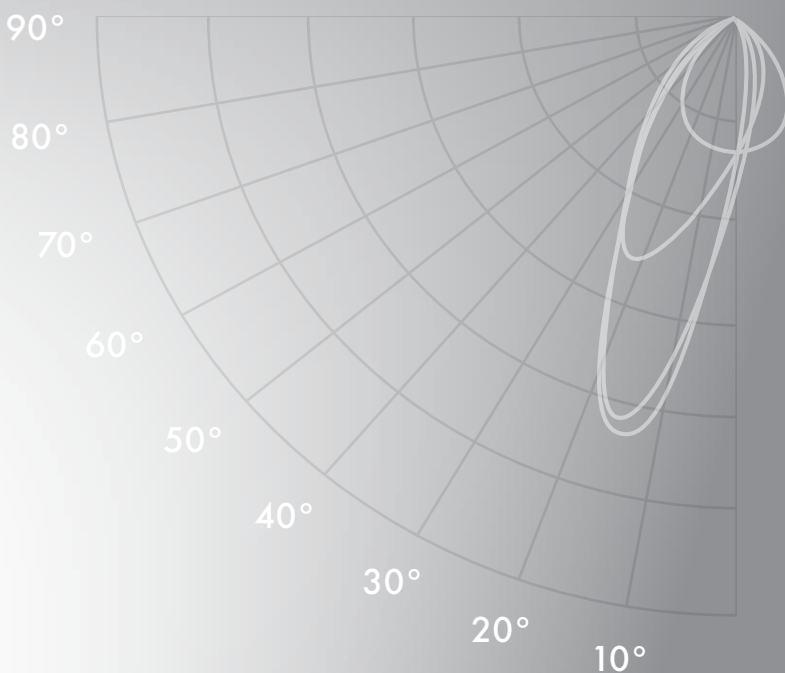


USAI® Lighting



Choose What You See.

Light Where You Want It.

TrueZero³⁶⁰

DELIVERED BY QUIET COMFORT™ OPTICS

82%
light on
the wall

Eliminates
backlight
and scatter



TrueZero³⁶⁰

DELIVERED BY QUIET COMFORT™ OPTICS

TrueZero360 is part of USAI’s quiet product offering providing 360° comfort from every viewing angle in a space. Packed with up to 2575 glare-free delivered lumens, **TrueZero360** is designed with our unique flush glass, recessed lighting aesthetic and delivered with our **Quiet Comfort Optical System**.

THE RESULT: A unique and beautiful 3" full family of downlight, adjustable, and wall wash that provides the perfect balance of performance and comfort with the most seamless ceiling you will ever see.

Quiet and Modern Aesthetic

Truly Zero. Designed for the ultimate quiet ceiling experience, this fixture's glass aligns with the ceiling plane and appears to float gracefully with one singular identity for downlight, wall wash and adjustable options. Available in trimmed, trimless and millwork.



FEATURES

TIER 2



TIER 3



APERTURE & SHAPE



Round and Square

THE POWER

Up to 2,575 Glare-free
Delivered Lumens

TRIMS

Trimmed, Trimless, Millwork

FUNCTIONS

Downlight
Adjustable
Wall Wash

BEAM SPREADS

25° - 60° with TIR Options

LED COLOR OPTIONS

- Classic White[®]
- Dim-to-Warm
- Dim-to-Warm +
- Color Select[®]

HOUSING OPTIONS

Flat, Flat Adjustable, New Construction,
Insulation Contact, Chicago Plenum
Housing Options

FINISH OPTIONS

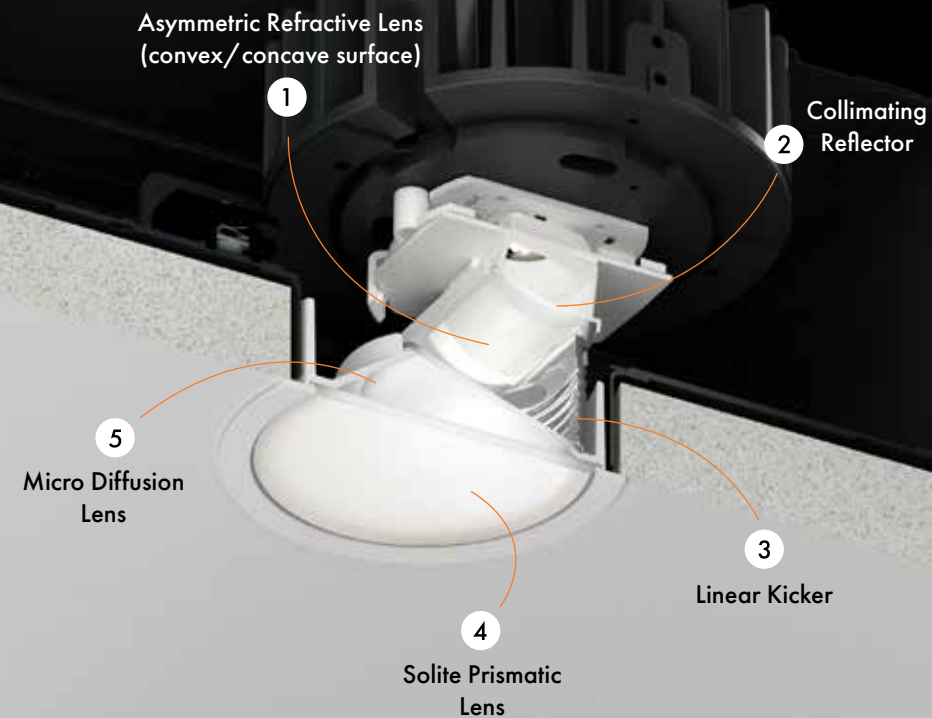
- White Matte
- Black Specular

LISTINGS

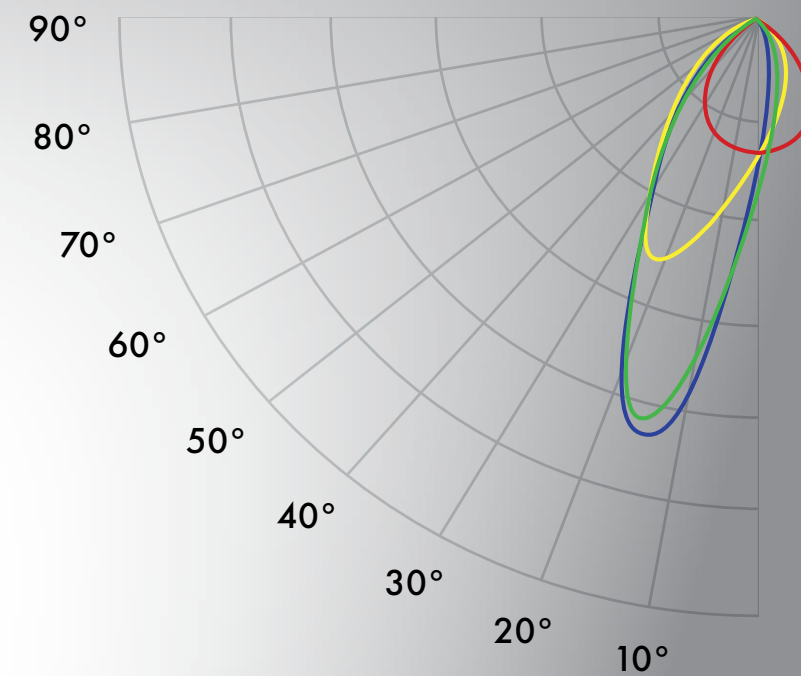
- IBEW Union Made
- Meets WELL Building Standards
- 0.1% Dimming Options
- Dry, Damp, Wet Locations
- 5 Year Warranty
- CSA-US Listed
- Title24/JA8

Quiet Comfort Optics™

5-Part Patented Wall Wash Optical System



82%
light on
the wall



Choose What You See. Light Where You Want It.

RESULTS: An exceptional wall wash designed for a premium experience—solving typical wall wash challenges.

Perfectly Illuminated Wall – lights high and wide, top to bottom. Providing exceptional uniformity horizontally. Brighter at eye level allowing the eye to travel where you want it, while gradually illuminating up and down the wall with less intensity. No scalloping.

Increased Efficiency – 82% light distribution is focused directly on the wall. Eliminates backlight and scatter.

360° Glare-Free Comfort – Occupants can walk, sit or work under this wall wash with extraordinary visual comfort from advanced glare control.

Fixture Location Flexibility – Install as close as 12" away from the wall without compromising performance. Suggested distance is 24"–36" away from the wall for 8' to 12' walls.

Eliminates
backlight
and scatter

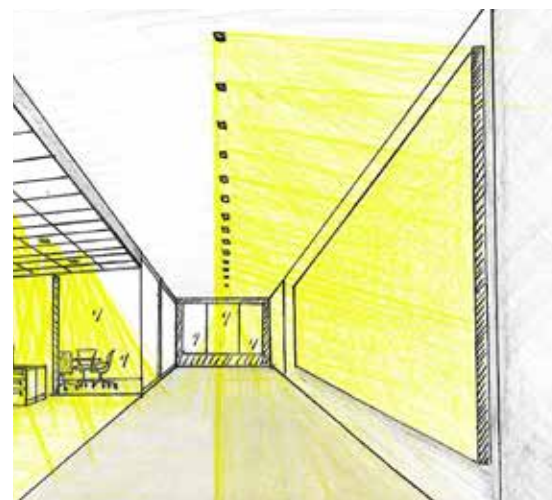
The technology behind 360° comfort

How does innovation begin at USAI?

It begins with curiosity and a vision. We wanted to make the perfect wall wash. So, we let our imaginations start with incredibly lofty goals, and then we got to work. USAI engineers pushed boundaries and applied fresh thinking to develop an extraordinary wall wash, and then adapted the technology to create 360° of glare-free downlight and adjustable fixtures. This means comfortable lighting from every viewing angle.

Curious how it works?

LED light naturally spreads in 180° directions. The Quiet Comfort Optical™ System harnesses and controls the light efficiently – placing light where you want it. This 5-part patented system fully directs light on the wall from multiple controlled directions. Beams are focused and framed while preventing unwanted brightness from bouncing back in the room.



Redefining Quiet

24/7, lights on or off



TrueZero360® Design

Elevating the Bar for Quiet Ceilings



Quiet Comfort™ Optics for Downlight and Adjustable

Similar to the Wall Wash, the Downlight and Adjustable have optics positioned at a greater distance from the flush glass as well as detailed design elements to create advanced glare control to provide 360° of comfort.

Pristine Below-the-Ceiling Appearance

The Truly Zero flush glass aesthetic aligns with the ceiling and hides the internal engineering of the fixture – providing one singular visual identity for downlight, adjustable, and wall wash.

Quiet 24/7 Lights On/Off:

This unique design results in a clean monolithic ceiling whether the lights are on or off across the entire product family. When lights are on, within its unique internal design, the light source and fixture's interior nearly disappear while maintaining a subtle luminance on the lens. When lights are off, the fixture's interiors and flush solite glass blends into the ceiling.

TrueZero360 are forever discreet – elevating the bar for quiet ceilings.



Scan to view the
TrueZero360
Applications Guide



TrueZero360®
Wall Wash

82%
Lighting on
the Wall

Comfortable light levels directly under fixtures

360° Comfort

Light Where You Want It

USAI®
Lighting

CALL, EMAIL, OR VISIT [USAILIGHTING.COM](https://usailighting.com) TO LEARN MORE

USAI LIGHTING COLLABORATORY

13 CROSBY STREET
NEW YORK, NY 10013
(845) 234-4090
SHOWROOM@USAILIGHTING.COM

USAI LIGHTING HEADQUARTERS

1126 RIVER ROAD
NEW WINDSOR, NY 12553
(845) 565-8500
INFO@USAILIGHTING.COM

©2025 USAI, LLC. All rights reserved.
TrueZero360 is trademarked and USAI, BeveLED, BeveLED Mini, Classic White, Warm Glow, Color Select and Infinite Color+ are registered trademarks of USAI LLC. All designs protected by copyright. Covered by US Patents. Patents pending CA-130E Digital